



**w/ 1 Drawer
& 1 Hinged Door**
*PR-25-DWR Shown
with Optional Door Lock*

| | |
|------------------|--------------|
| Item #: _____ | Qty #: _____ |
| Model #: _____ | |
| Project #: _____ | |

FEATURES:

Stainless steel enclosed cabinet with storage drawer(s).
Optional hinged door.
Removable perforated drainboard top.
Stainless steel legs with adjustable plastic bullet feet.
7" backsplash.
PR-30 series have rear deck for extra storage

MECHANICAL:

1" IPS drain

MATERIAL:

20 gauge, 300 stainless steel

Drainboard: 18 gauge, 300 stainless steel

Legs: 1 1/8" O.D. 18 gauge, 300 stainless steel legs with 1" adjustable plastic bullet feet

OPTIONAL:

PRA-LOCK - Door lock



w/ 3 Drawers
PR-25-3DWR Shown

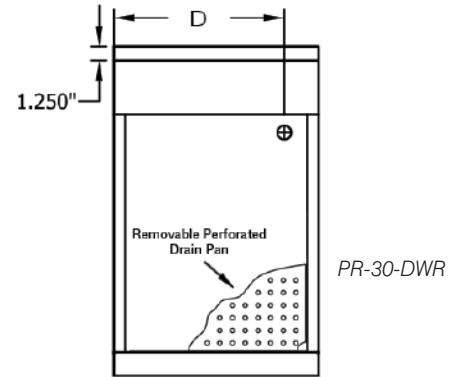
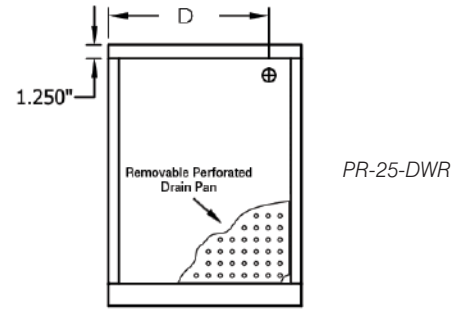
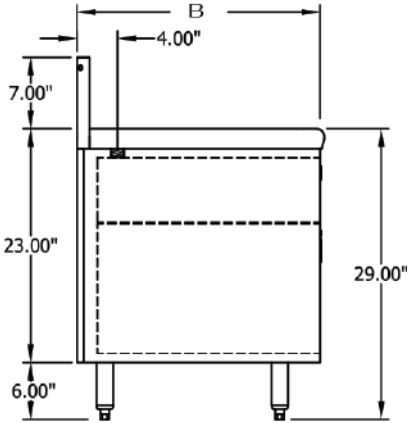
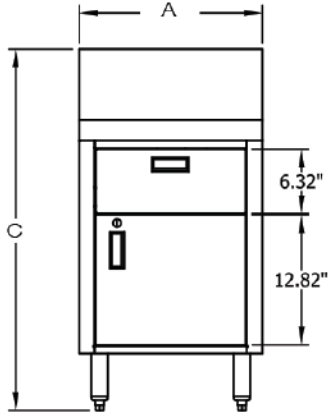
| | Model # | O.A. Length (A) | O.A. Width (B) | O.A. Height (C) | Drain Location (D) | Approx. Weight | Approx. Cu. Ft. |
|-------------------------------|------------|--------------------|-------------------|--------------------|-----------------------|-------------------|--------------------|
| Includes 1 Drawer & 1 Door | PR-25-DWR | 24" | 25" | 36" | 21" | 55 lbs. | 15 |
| | PR-30-DWR | 24" | 30" | 36" | 21" | 62 lbs. | 15 |
| Includes 3 Drawers | PR-25-3DWR | 24" | 25" | 36" | 21" | 80 lbs. | 18 |
| | PR-30-3DWR | 24" | 30" | 36" | 21" | 85 lbs. | 18 |

DIMENSIONS and SPECIFICATIONS

TOL Overall: ± .500" Interior: ± .250"

ALL DIMENSIONS ARE TYPICAL

-DWR Models



-3DWR Models

